



Fire Chiefs Report

December 2023

Belmont Fire & Sanitation District

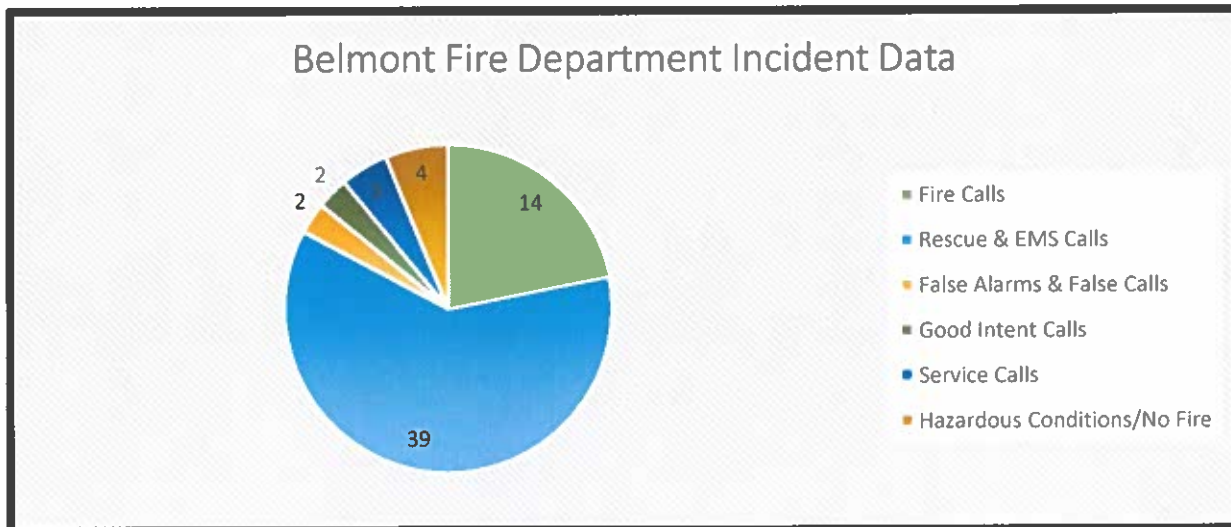
701 Fork Shoals Road, Greenville, SC 29605-5831



Incident Type Count for Date Range

Start Date: 01/01/2023 | End Date: 11/30/2023

Fire Calls	14
Rescue & EMS Calls	39
False Alarms & False Calls	2
Good Intent Calls	2
Service Calls	3
Hazardous Conditions/No Fire	4



Total Number of Incidents	64
---------------------------	----

Belmont Fire & Sanitation District

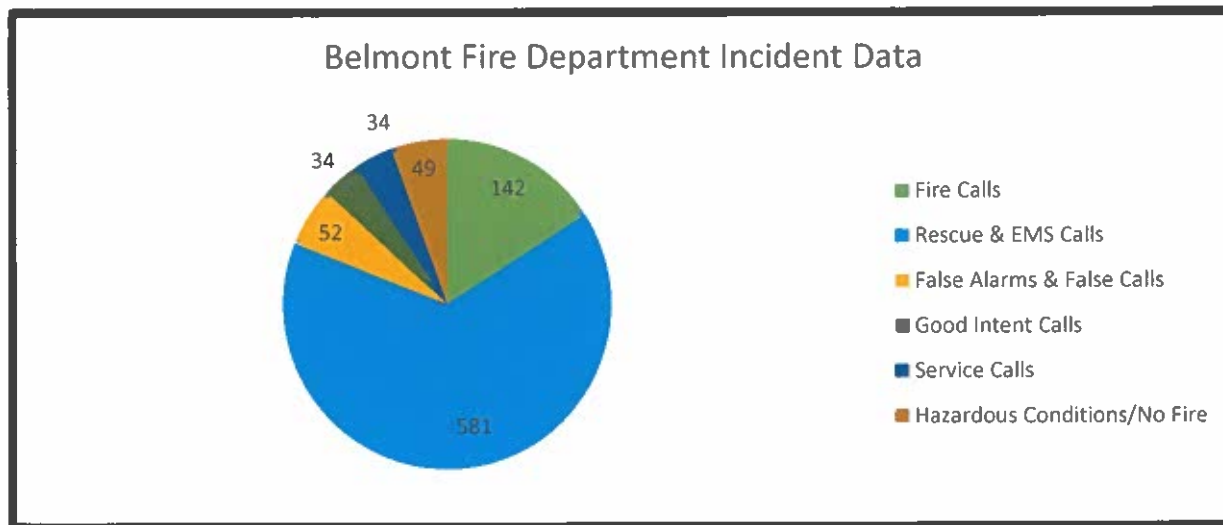
701 Fork Shoals Road, Greenville, SC 29605-5831



Incident Type Count for Date Range

Start Date: 01/01/2023 | End Date: 12/12/2023

Fire Calls	142
Rescue & EMS Calls	581
False Alarms & False Calls	52
Good Intent Calls	34
Service Calls	34
Hazardous Conditions/No Fire	49



Total Number of Incidents	892
---------------------------	-----

<i>Daily Call Average</i>	<i>2.58</i>
---------------------------	-------------

Belmont Fire & Sanitation District

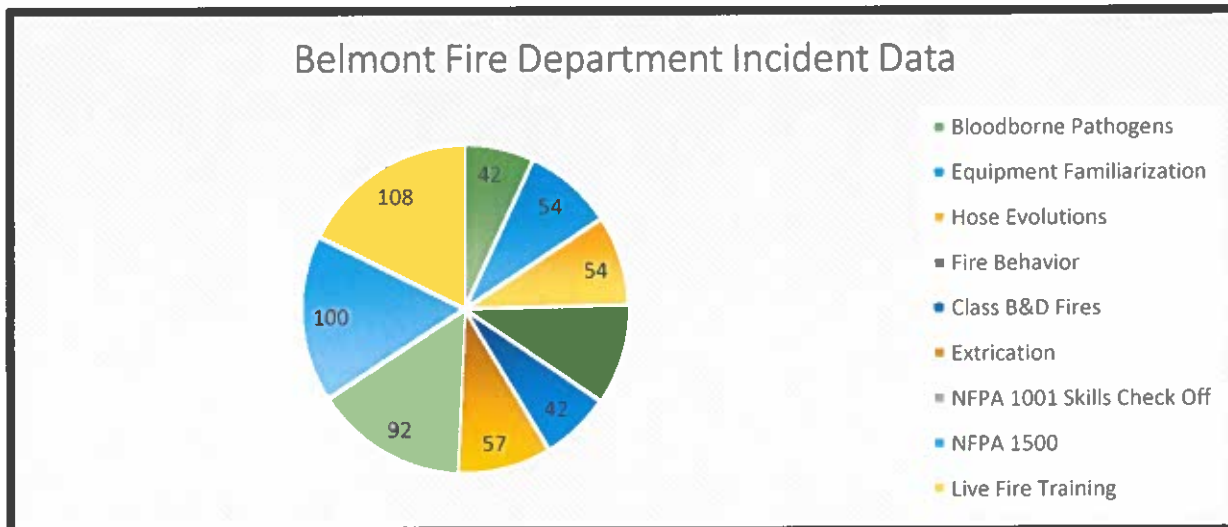
701 Fork Shoals Road, Greenville, SC 29605-5831



In House Training Hours for 2023 *(Monday Night Training)*

Start Date: 01/01/2023 | End Date: 12/31/2023

Bloodborne Pathogens	42
Equipment Familiarization	54
Hose Evolutions	54
Fire Behavior	60
Class B&D Fires	42
Extrication	57
NFPA 1001 Skills Check Off	92
NFPA 1500	100
Live Fire Training	108



Total Number In-House Hours	407
-----------------------------	-----

Belmont Fire & Sanitation District

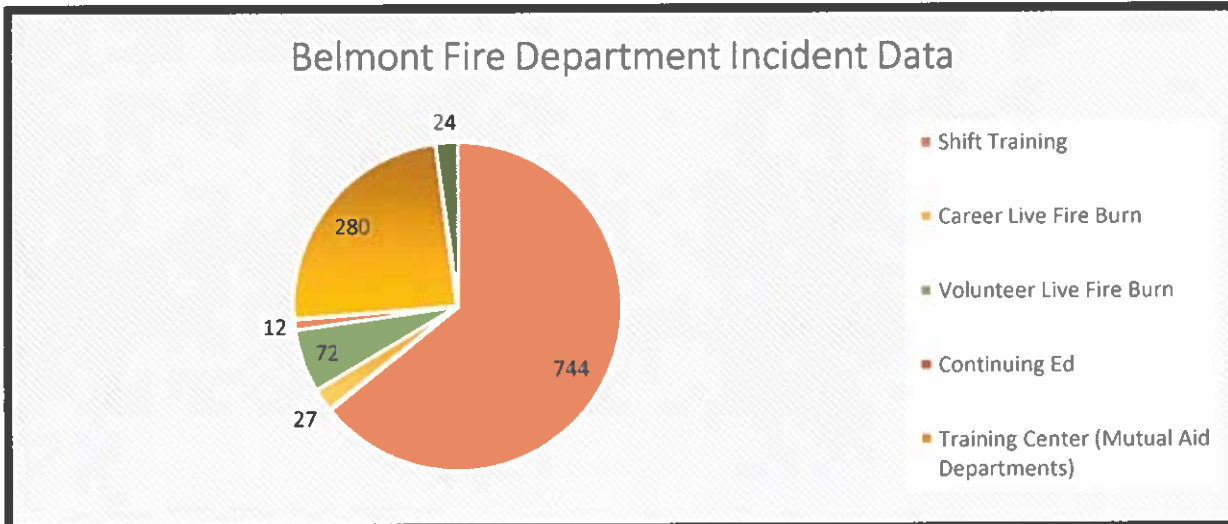
701 Fork Shoals Road, Greenville, SC 29605-5831



Training Hours

Start Date: 01/01/2023 | End Date: 11/30/2023

Shift Training	744
Career Live Fire Burn	27
Volunteer Live Fire Burn	72
Continuing Ed	12
Training Center (Mutual Aid Departments)	280
Fire Academy Classes	24



Total Number of Training Hours	1159
--------------------------------	------

Belmont Fire & Sanitation District

701 Fork Shoals Road, Greenville, SC 29605-5831

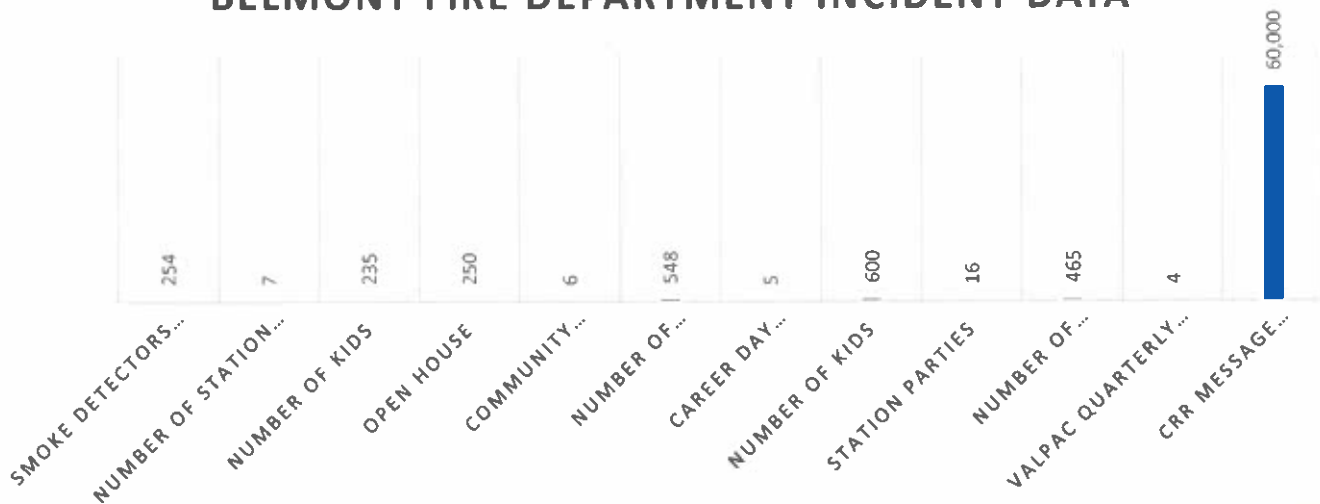


Community Risk Reduction Data

Start Date: 01/01/2023 | End Date: 11/30/2023

Smoke Detectors Given/Installed	254
Number of Station Tours	7
Number of Kids	235
Open House	250
Community Outreach Events	6
Number of Stakeholders Reached	548
Career Day Middle/High Schools	5
Number of Kids	600
Station Parties	16
Number of Stakeholders Reached	465
Valpac Quarterly Mailout	4
CRR Message delivered to Home/Businesses	60,000

BELMONT FIRE DEPARTMENT INCIDENT DATA



Total 62,352

Belmont Fire & Sanitation District

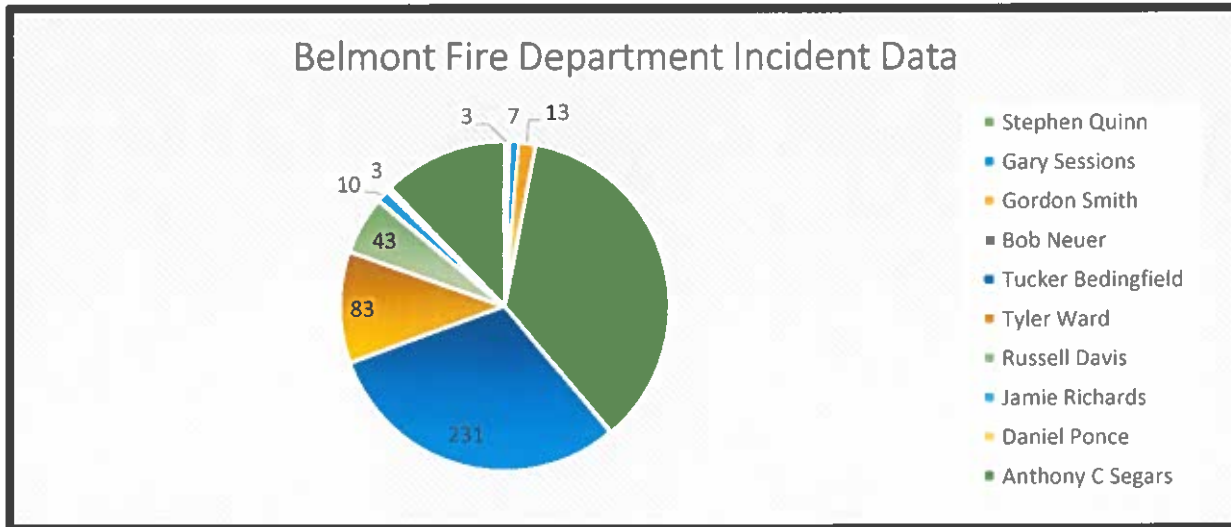
701 Fork Shoals Road, Greenville, SC 29605-5831



Outside Training Hours for 2023 (Academy Classes, Seminars & Conferences)

Start Date: 01/01/2023 | End Date: 12/31/2023

Stephen Quinn	3
Gary Sessions	7
Gordon Smith	13
Bob Neuer	270
Tucker Bedingfield	231
Tyler Ward	83
Russell Davis	43
Jamie Richards	10
Daniel Ponce	3
Anthony C Segars	92



Total Outside Training Hours	755
------------------------------	-----

Belmont Fire & Sanitation District

701 Fork Shoals Road, Greenville, SC 29605-5831

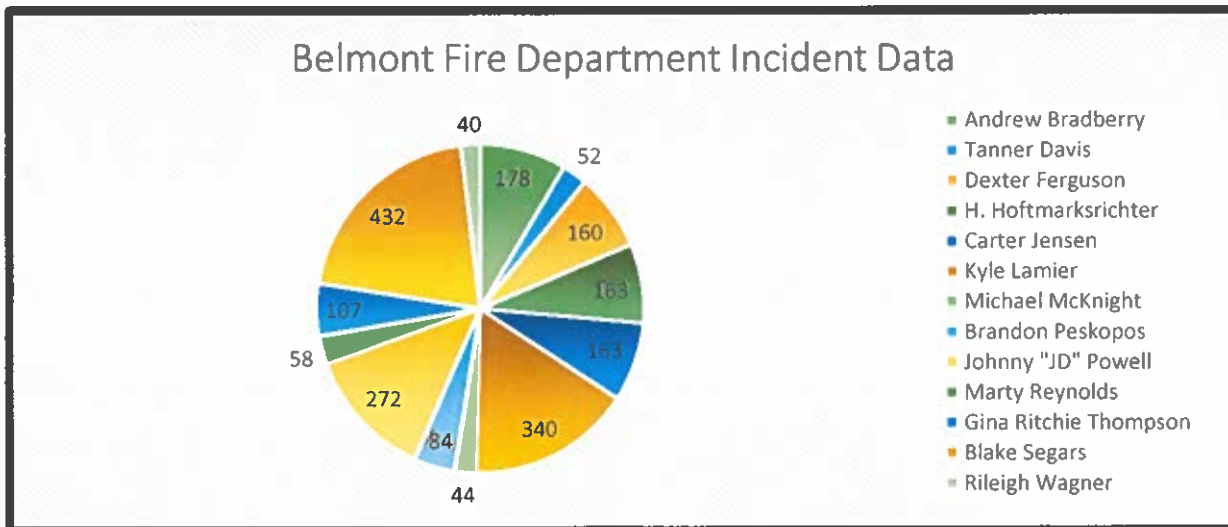


Outside Training Hours for 2023 Volunteer/Part-Time Classes, Seminars & Conferences)

(Academy

Start Date: 01/01/2023 | End Date: 12/31/2023

Andrew Bradberry	178
Tanner Davis	52
Dexter Ferguson	160
H. Hoftmarksrichter	163
Carter Jensen	163
Kyle Lamier	340
Michael McKnight	44
Brandon Peskopos	84
Johnny "JD" Powell	272
Marty Reynolds	58
Gina Ritchie Thompson	107
Blake Segars	432
Raleigh Wagner	40



Total Outside Training Hours	2093
------------------------------	------

Belmont Fire & Sanitation District

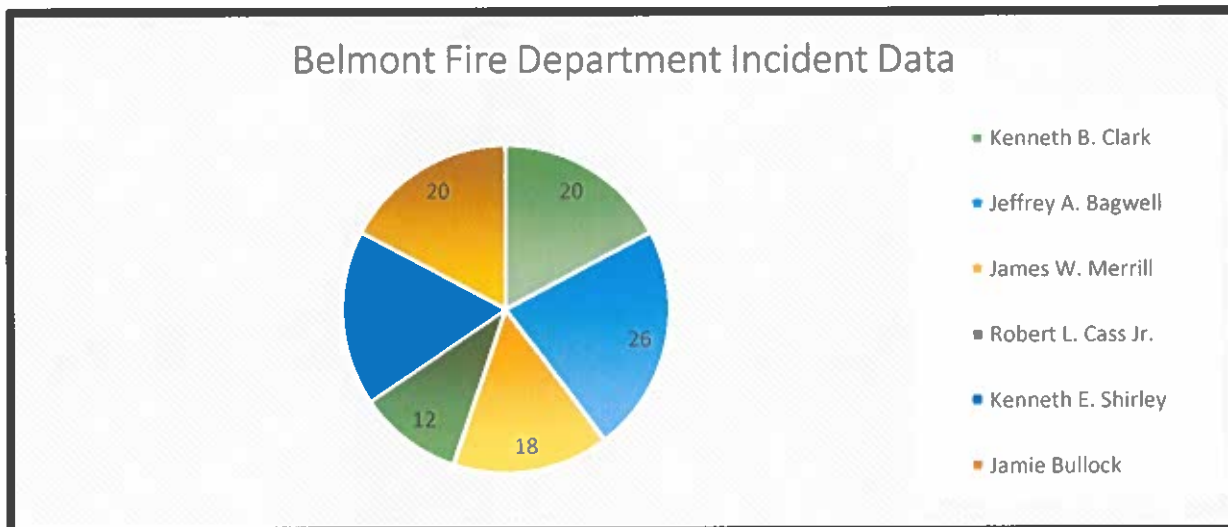
701 Fork Shoals Road, Greenville, SC 29605-5831



Outside Training Hours for 2023 Commissioners & Administrative Assistant (Seminars & Conferences, SPD Meetings)

Start Date: 01/01/2023 | End Date: 12/31/2023

Kenneth B. Clark	20
Jeffrey A. Bagwell	26
James W. Merrill	18
Robert L. Cass Jr.	12
Kenneth E. Shirley	20
Jamie Bullock	20



Total Outside Training Hours	116
------------------------------	-----



SC - Belmont Fire Department
Safety Cloud® Report



Alert Totals

Drivers Alerted

3,988

YTD 34,929

Lifetime 191,223

Incident Totals

Total Incidents

47

Average Time On-Scene

64.7 min

YTD 55.4 min

Drivers Alerted

Total drivers alerted; based on HAAS Alert enabled applications.

R2R Alerts Sent

Total number of Responder-to-Responder Alerts sent to nearby emergency vehicles.

R2R Alerts Received

Total number of Responder-to-Responder Alerts received by your emergency vehicles.

Total Incidents

Total number of times at least one vehicle arrived on-scene with lights engaged for 2+ minutes.

Average Time On-Scene

Average time duration per incident.

Total Runs

Total times a vehicle was dispatched to an incident with lights engaged for at least 1+ minute.

Total Responding Time

Total time vehicles/apparatus spent traveling to dispatched calls with lights engaged.

Average Time-to-Scene

Average time it took for dispatched vehicle to arrive on-scene.